


The ARISUN logo is positioned at the top center of the page. It features the brand name in a bold, black, sans-serif font with a white outline. A red horizontal bar is located beneath the letters 'A', 'R', and 'I'.

# ARISUN®

2023/24

BICYCLE TIRE CATALOG



Arisun tires perform. On road, off road, in the city, or on the track, you can depend on Arisun to deliver exceptional performance and long service.

Proudly manufactured by Zhongce Rubber, China's biggest tire manufacturer, Arisun tires showcase Zhongce's technological know-how and state-of-the-art manufacturing expertise...capabilities many other famous tire brands recognize by having their tires made by ZC Rubber.

Founded in 1958, ZC Rubber is ISO 9001 certified and employs a workforce of over 20,000 people who produce tires for almost every industrial and recreational application and, in the bicycle sector, produce more than 100 million bicycle tires each year. ZC Rubber is committed to the bicycle industry. Their rapid growth in this sector results from their on-going effort to support their customers by producing best-in-class tires for every type of bike.

Arisun is our flagship bicycle tire brand. It is the pinnacle of ZC Rubber's production. We are proud to offer these top-quality bicycle tires and hope you'll enjoy the high performance they deliver.

# **ARISUN**



# CONTENTS

02 ABOUT / INTRODUCTION

---

05 TIRE TECHNOLOGIES

---

09 E-BIKE

---

13 CROSS COUNTRY

---

21 ALL MOUNTAIN / DOWNHILL / FREERIDE

---

27 FAT / PLUS / STUDDERED

---

33 ROAD

---

37 CITY / TREKKING

---

43 GRAVEL / CYCLOCROSS

---

45 BMX RACING / FREESTYLE / STREET / DIRT JUMPING

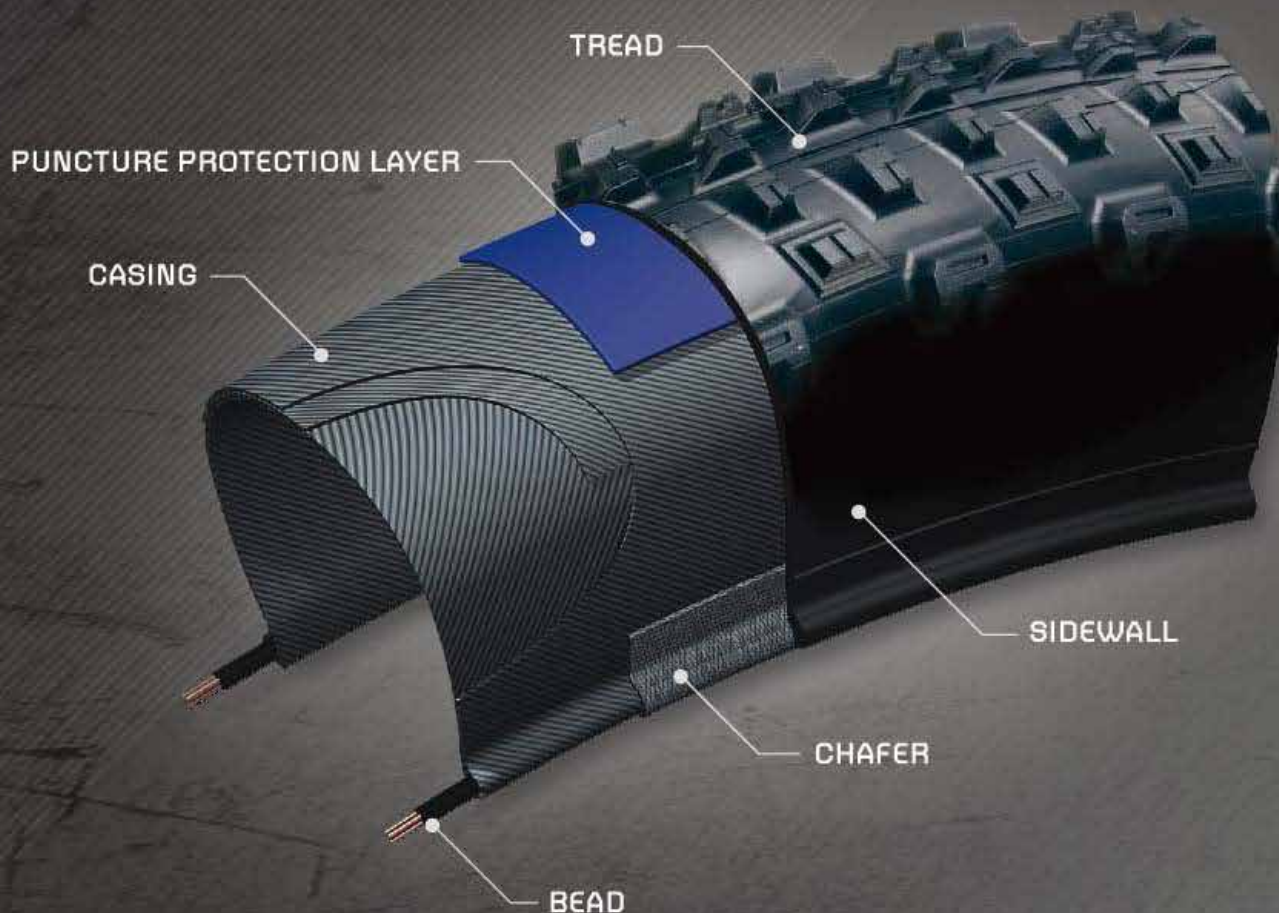
---

50 INNER TUBE

---

# TIRE TECHNOLOGIES

## BASIC TIRE CONSTRUCTION



## CASING CONSTRUCTION



RACE

**120 TPI**

- + Race quality
- + High performance
- + High strength with supple sidewall
- + Light weight for better handling
- + Folding bead



PERFORMANCE

**60 TPI**

- + Performance tire for the avid cyclist
- + Anti puncture technology
- + Upgrade from stock tire
- + Available in folding or wire bead



SPORT

**30 TPI**

- + Economical tire for recreational cyclist
- + Low cost replacement
- + Durable wire bead construction

# PUNCTURE DEFENSE



## KEVLAR DEFENSE

K3 provides the best defense against punctures by utilizing an extremely dense closed mesh Kevlar fabric; similar to material used in bullet proof vests.

PUNCTURE DEFENSE LEVEL



## K-RUBBER DEFENSE

KD defends against punctures and increases protection with a 1.5mm thick composite mixture of rubber and Kevlar fiber.

PUNCTURE DEFENSE LEVEL



## NYLON DEFENSE

ND is a lightweight high density nylon breaker that protects tire against punctures.

PUNCTURE DEFENSE LEVEL



## NYLON DEFENSE PLUS

ND+ is a lightweight high density woven nylon breaker improves puncture and tear resistance.

PUNCTURE DEFENSE LEVEL



## P-RUBBER DEFENSE

PD is a 5mm thick layer of special high elastic rubber breaker that resists punctures from the sharpest road hazards.

PUNCTURE DEFENSE LEVEL



## REINFORCED SIDEWALL DEFENSE

### RSD

High density nylon fabric reinforces tire sidewall. This material is lightweight and very strong; improving performance and puncture resistance.



### RSD +

High density woven nylon fabric reinforces tire sidewall providing excellent protection against cuts and abrasions. Plus it's also suited for tubeless ready application.



## REINFORCED BEAD TO BEAD DEFENSE

### RB<sup>2</sup> +B

Nylon Defense Plus provides a high level of puncture protection that surrounds tire carcass. Plus an additional layer of butyl rubber is added near bead to protect against pinch flats. Specially designed for freeride and downhill application.



### RB<sup>2</sup>

High density nylon surrounds tire casing providing bead to bead protection and reinforcing tire sidewall.



### RB<sup>2</sup> PRO

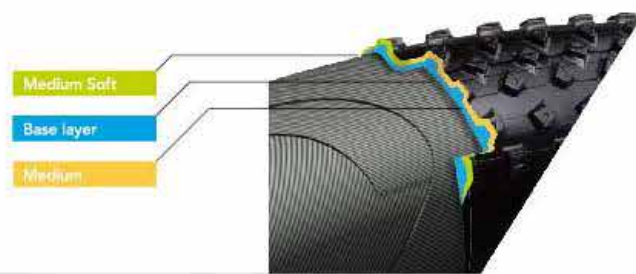
Reinforced Nylon Defense Plus surrounds tire carcass from bead to bead with puncture resistant kevlar under tread providing the highest level of tire protection.



# COMPOUNDS

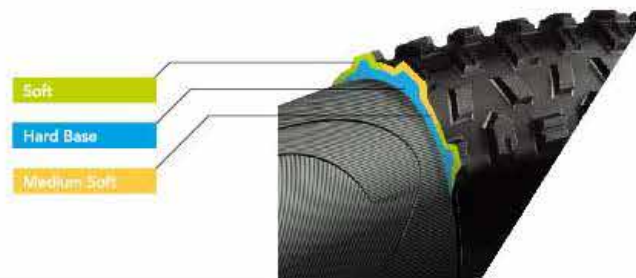
## C3 XC

C3-XC tire compound is formulated for Cross Country riding and built with a firm base layer that provides stability. Central tread surface utilizes medium soft rubber for durability and slightly softer shoulder rubber improves handling around turns.



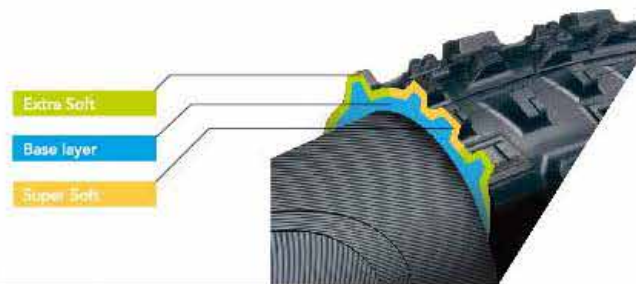
## C3 AM

C3-AM rubber compound is designed for All Mountain riding, built on hard base layer that improves rolling resistance. Central tread is medium soft compound for durability. Shoulder tread is softer compound for better grip and traction.



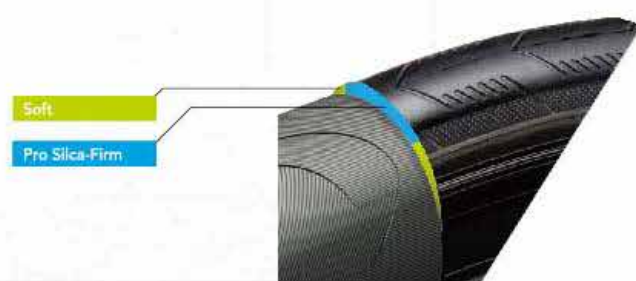
## C3 DH

C3-DH is formulated with super soft slow rebound rubber on central tread to absorb big hits. Add extra soft shoulder for added grip around turns. Built on a firm base layer for extreme stability and strength.




## C2 PRO

C2-PRO utilizes Pro Silca Rubber Compound that was specially formulated with firm central tread that reduces rolling resistance and increases tread life. Shoulder compound is soft for outstanding grip around turns.



## C2 ULTRA

C2-ULTRA is formulated with Ultra Road Silica compound that provides the lowest rolling resistance on mid tread and super grip shoulder tread.



# **E-BIKE SERIES**



# || XLR8 TOURING / CITY / URBAN

700<sup>c</sup>



## RIDING STYLE



## SPECS/CONFIGURATIONS

E-BIKE

PATTERN // A-705

PART No.	ETRTO	SIZE	DUROMETER	TPI	COLOR	PROTECTION	BEAD	WEIGHT (gr)	PSI
T070509	37-622	700x35C	E-ULTRA	60	Black	PD ;Reflective Stripe	Wire	885	50-75
T070510	40-622	700x38C	E-ULTRA	60	Black	PD ;Reflective Stripe	Wire	950	50-75

# METRO TROOPER / CITY URBAN TREKKING TIRE

26" 700<sup>c</sup>



## RIDING STYLE



## SPECS/CONFIGURATIONS

E-BIKE

PATTERN // A-605

PART No.	ETRTO	SIZE	DUROMETER	TPI	COLOR	PROTECTION	BEAD	WEIGHT (gr)	PSI
T1100301	40-622	700x38C	E-PRO	60	Black	PD, Reflective Strip	Wire	865	50-75
T1100302	52-559	26x2.0	E-PRO	60	Black	PD, Reflective Strip	Wire	985	50-75

# METRO CRUISER / RUNNER

CITY URBAN TREKKING TIRE

26" 700<sup>c</sup>



## RIDING STYLE

RACING



SPORT



TRAINING



URBAN / TOURING



## SPECS/CONFIGURATIONS

E-BIKE 

PATTERN // A-601

PART No.	ETRTO	SIZE	DUROMETER	TPI	COLOR	PROTECTION	BEAD	WEIGHT (gr)	PSI
T100101	37-622	700x35C	E-ULTRA	60	Black	PD, Reflective Strip	Wire	900	50-75
T100102	40-622	700x38C	E-ULTRA	60	Black	PD, Reflective Strip	Wire	930	50-75
T100103	42-622	700x40C	E-ULTRA	60	Black	PD, Reflective Strip	Wire	965	50-75
T070132	47-622	700x45C	E-ULTRA	60	Black	PD, Reflective Strip	Wire	1010	50-75



## SPECS/CONFIGURATIONS

E-BIKE 

PATTERN // A-602

T100201	37-622	700x35C	E-PRO	60	Black	PD, Reflective Strip	Wire	900	50-75
T100202	40-622	700x38C	E-PRO	60	Black	PD, Reflective Strip	Wire	930	50-75
T100203	42-622	700x40C	E-PRO	60	Black	PD, Reflective Strip	Wire	965	50-75
T100204	44-559	26x1.75	E-PRO	60	Black	PD, Reflective Strip	Wire	945	35-65

# MOUNT CRONOS / DOWN HILL / FREERIDE

27.5" 29"



## TERRAIN STYLES



## SPECS/CONFIGURATIONS

E-BIKE

PATTERN // A-813

PART No.	ETRTO	SIZE	DUROMETER	TPI	COLOR	PROTECTION	BEAD	WEIGHT (gr)	PSI
TBA	60-584	27.5x2.35	E-PRO	60	Black	RB <sup>2</sup>	Wire	TBA	25-50
TBA	60-622	29x2.35	E-PRO	60	Black	RB <sup>2</sup>	Wire	TBA	25-50

# FAT BIG SMOOTHY / FAT TIRE

26"



## TERRAIN STYLES



## SPECS/CONFIGURATIONS

E-BIKE

PATTERN // A-816

PART No.	ETRTO	SIZE	DUROMETER	TPI	COLOR	PROTECTION	BEAD	WEIGHT (gr)	PSI
TBA	100-559	26x4.0	E-PRO	60	Black	RB <sup>2</sup>	Wire	TBA	MAX20

# CROSS COUNTRY



2023/24

BICYCLE TIRE CATALOG



MOUNT  
CULEBRAS



MOUNT  
COOK



MOUNT  
GRAHAM



MOUNT  
ADAMS



MOUNT  
BUCKLEY



MOUNT  
EMMONS



MOUNT  
EVANS



### TERRAIN STYLES



### FEATURES

- + Special lightweight tire with Kevlar Defense protection.
- + Directional tread design with small block 3-D configuration delivers great traction on any terrain.
- + Just the right amount of knobs on tread surface creates a fast, lightweight tire.
- + Race-ready open tread design releases debris and provides good cornering stability.
- + **Available for Tubeless ready.**

### SPECS/CONFIGURATIONS

PATTERN // A-815

PART No.	ETRTO	SIZE	DUROMETER	TPI	COLOR	PROTECTION	BEAD	WEIGHT (gr)	PSI
T010701	50-559	26x1.95	68/60	120	Black	K3	Aramid	380	35-65





TERRAIN STYLES



FEATURES

- + Medium size ramp central knobs that are tightly spaced for low rolling resistance.
- + Reinforced rib between tread blocks adds strength to carcass.
- + Large side knobs for cornering grip.
- + TLR = Tubeless Ready with Reinforced Sidewall Defense Plus protection
- + All sizes are available for Tubeless ready.

SPECS/CONFIGURATIONS

PATTERN // A-808

PART No.	ETRTO	SIZE	DUROMETER	TPI	COLOR	PROTECTION	BEAD	WEIGHT (gr)	PSI
T010311	44-559	26x1.75	68	60	Black	KD	Wire	585	35-65
T010312	44-559	26x1.75	68/60	60	Black	ND	Aramid	480	35-65
T010302	47-559	26x1.90	68	60	Black	KD	Wire	615	35-65
T010303	47-559	26x1.90	68/60	60	Black	ND	Aramid	525	35-65
T010305	52-559	26x2.10	68	60	Black	KD	Wire	670	35-65
T010306	52-559	26x2.10	68/60	60	Black	ND	Aramid	570	35-65
T010322	52-559	26x2.10	C <sup>1</sup> XC	120	Black	ND <sup>+</sup>	Aramid	555	35-65
T010317	52-584	27.5x2.10	68	60	Black	KD	Wire	690	35-65
T010318	52-584	27.5x2.10	68/60	60	Black	ND	Aramid	600	35-65
T010323	52-584	27.5x2.10	C <sup>1</sup> XC	120	Black	ND <sup>+</sup>	Aramid	580	35-65
T010308	52-622	29x2.10	68	60	Black	KD	Wire	740	35-65
T010309	52-622	29x2.10	68/60	60	Black	ND	Aramid	625	35-65
T010321	52-622	29x2.10	C <sup>1</sup> XC	120	Black	ND <sup>+</sup>	Aramid	600	35-65
T030502	54-622	29x2.25	60	60	Black	KD	Wire	760	35-65
T030503	54-622	29x2.25	68/60	60	Black	ND	Aramid	665	35-65

TLR - TUBELESS READY

PATTERN // A-808TR

T010315	52-559	26x2.10	68/60	60	Black	RSD <sup>+</sup>	Aramid	650	35-65
T010325	52-559	26x2.10	68/60	120	Black	RSD <sup>+</sup>	Aramid	605	35-65
T010324	52-559	26x2.10	68/60	120	Black	N/A	Aramid	515	35-65



### TERRAIN STYLES



### FEATURES

- + Tight "Short Block Design" makes for a race ready XC tire.
- + Diamond small knobs make it fast.
- + 120 TPI construction and Nylon Defense Plus protection
- + Tubeless Ready Design with Reinforced Sidewall Defense Plus protection
- + Triple Compound with Nylon Defense Plus protection.
- + **All sizes are available for Tubeless ready.**

### SPECS/CONFIGURATIONS

PATTERN // A-809

PART No.	ETRTO	SIZE	DUROMETER	TPI	COLOR	PROTECTION	BEAD	WEIGHT (gr)	PSI
TBA	50-507	24x1.95	68	60	Black	KD	Wire	TBA	TBA
TBA	47-559	26x1.95	68	60	Black	KD	Wire	TBA	TBA
T010502	50-559	26x2.0	68	60	Black	KD	Wire	625	35-65
T010503	50-559	26x2.0	68/60	60	Black	ND	Aramid	530	35-65
T010520	50-559	26x2.0	68/60	120	Black	ND+	Aramid	515	35-65
T010505	55-559	26x2.20	68	60	Black	KD	Wire	650	35-65
T010506	55-559	26x2.20	68/60	60	Black	ND	Aramid	580	35-65
T010521	55-559	26x2.20	68/60	120	Black	ND+	Aramid	515	35-65
T010518	55-559	26x2.20	C <sup>3</sup> -XC	120	Black	ND+	Aramid	500	35-65
TBA	53-584	27.5x2.10	68	60	Black	KD	Wire	TBA	TBA
T010513	55-584	27.5x2.20	68	60	Black	KD	Wire	615	35-65
T010514	55-584	27.5x2.20	68/60	60	Black	ND	Aramid	605	35-65
T010524	55-584	27.5x2.20	68/60	120	Black	ND+	Aramid	585	35-65
T010525	55-584	27.5x2.20	C <sup>3</sup> -XC	120	Black	ND+	Aramid	585	35-65
T010508	55-622	29x2.20	68	60	Black	KD	Wire	720	35-65
T010509	55-622	29x2.20	68/60	60	Black	ND	Aramid	635	35-65
T010522	55-622	29x2.20	68/60	120	Black	ND+	Aramid	610	35-65
T010519	55-622	29x2.20	C <sup>3</sup> -XC	120	Black	ND+	Aramid	610	35-65

### TLR - TUBELESS READY

PATTERN // A-809TR

T010515	50-559	26x2.0	68/60	60	Black	RSD+	Aramid	605	35-65
T010527	50-559	26x2.0	68/60	120	Black	RSD+	Aramid	565	35-65
T010529	50-559	26x2.0	68/60	120	Black	N/A	Aramid	480	35-65
T010516	55-584	27.5x2.20	68/60	60	Black	RSD+	Aramid	670	35-65
T010528	55-584	27.5x2.20	68/60	120	Black	RSD+	Aramid	635	35-65
T010530	55-584	27.5x2.20	68/60	120	Black	N/A	Aramid	545	35-65
T010517	55-622	29x2.20	68/60	60	Black	RSD+	Aramid	710	35-65
T010526	55-622	29x2.20	68/60	120	Black	RSD+	Aramid	660	35-65
T010531	55-622	29x2.20	68/60	120	Black	N/A	Aramid	565	35-65



TERRAIN STYLES



FEATURES

- + Small center knobs evenly spaced and ramped to minimize resistance.
- + Staggered side cleats with knurled surface for extra grip.
- + Reinforcing rib runs parallel around entire sub tread for added strength.
- + Excellent front tire and pair it with Mount Emmons on rear.
- + 650 B/27.5 with Nylon Defense Plus protection.
- + 29" with Nylon Defense Plus protection.
- + **All sizes are available for Tubeless ready.**

SPECS/CONFIGURATIONS

PATTERN // A-801

PART No.	ETRTO	SIZE	DUROMETER	TPI	COLOR	PROTECTION	BEAD	WEIGHT (gr)	PSI
T010202	50-559	26x2.0	68	60	Black	KD	Wire	625	35-65
T010203	50-559	26x2.0	68/60	60	Black	ND	Aramid	540	35-65
T010205	52-559	26x2.1	68	60	Black	KD	Wire	730	35-65
T010206	52-559	26x2.1	68/60	60	Black	ND	Aramid	550	35-65
T010211	50-584	27.5x2.0	68	60	Black	KD	Wire	640	35-65
T010212	50-584	27.5x2.0	68/60	60	Black	ND	Aramid	550	35-65
T010215	50-584	27.5x2.0	68/60	120	Black	ND*	Aramid	535	35-65
T010208	50-622	29x2.0	68	60	Black	KD	Wire	700	35-65
T010209	50-622	29x2.0	68/60	60	Black	ND	Aramid	620	35-65
T010216	50-622	29x2.0	68/60	120	Black	ND*	Aramid	595	35-65

TLR - TUBELESS READY

PATTERN // A-801TR

T010213	50-584	27.5x2.0	68/60	60	Black	RSD*	Aramid	650	35-65
T010218	50-584	27.5x2.0	68/60	120	Black	RSD*	Aramid	605	35-65
T010219	50-584	27.5x2.0	68/60	120	Black	N/A	Aramid	510	35-65
T010214	50-622	29x2.0	68/60	60	Black	RSD*	Aramid	695	35-65
T010217	50-622	29x2.0	68/60	120	Black	RSD*	Aramid	650	35-65
T010220	50-622	29x2.0	68/60	120	Black	N/A	Aramid	550	35-65



# MOUNT BUCKLEY / CROSS COUNTRY

26"



## TERRAIN STYLES

HARD PACK



MEDIUM



LOOSE OVER HARD



LOOSE



MUD



WET



## FEATURES

- + Short X block pattern designed for speed.
- + Triangle offset knobs for added bite.
- + Small ramped shoulder knob designed to handle a wide variety of terrain.
- + Available with added protection - Nylon Defense or K-Rubber Defense.
- + Available with lightweight Folding Bead.
- + **All sizes are available for Tubeless ready.**

## SPECS/CONFIGURATIONS

PATTERN // A-805

PART No.	ETRTO	SIZE	DUROMETER	TPI	COLOR	PROTECTION	BEAD	WEIGHT (gr)	PSI
T010102	50-559	26x2.0	68	60	Black	KD	Wire	630	35-65
T010103	50-559	26x2.0	68/60	60	Black	ND	Aramid	540	35-65
T010105	52-559	26x2.2	68	60	Black	KD	Wire	660	35-65
T010106	52-559	26x2.2	68/60	60	Black	ND	Aramid	560	35-65



#### TERRAIN STYLES

HARD PACK



MEDIUM



LOOSE OVER HARD



LOOSE



MUD



WET



#### FEATURES

- + Medium size ramp central knobs that are tightly spaced for low rolling resistance.
- + Reinforced rib between tread blocks adds strength to carcass.
- + Large side knobs for cornering grip.
- + TLR = Tubeless Ready with Reinforced Sidewall Defense Plus protection
- + **All sizes are available for Tubeless ready.**

#### SPECS/CONFIGURATIONS

PATTERN // A-808

PART No.	ETRTO	SIZE	DUROMETER	TPI	COLOR	PROTECTION	BEAD	WEIGHT (gr)	PSI
T010311	44-559	26x1.75	68	60	Black	KD	Wire	585	35-65
T010312	44-559	26x1.75	68/60	60	Black	ND	Aramid	480	35-65
T010302	47-559	26x1.90	68	60	Black	KD	Wire	615	35-65
T010303	47-559	26x1.90	68/60	60	Black	ND	Aramid	525	35-65
T010305	52-559	26x2.10	68	60	Black	KD	Wire	670	35-65
T010306	52-559	26x2.10	68/60	60	Black	ND	Aramid	570	35-65
T010322	52-559	26x2.10	C <sup>1</sup> XC	120	Black	ND <sup>+</sup>	Aramid	555	35-65
T010317	52-584	27.5x2.10	68	60	Black	KD	Wire	690	35-65
T010318	52-584	27.5x2.10	68/60	60	Black	ND	Aramid	600	35-65
T010323	52-584	27.5x2.10	C <sup>1</sup> XC	120	Black	ND <sup>+</sup>	Aramid	580	35-65
T010308	52-622	29x2.10	68	60	Black	KD	Wire	740	35-65
T010309	52-622	29x2.10	68/60	60	Black	ND	Aramid	625	35-65
T010321	52-622	29x2.10	C <sup>1</sup> XC	120	Black	ND <sup>+</sup>	Aramid	600	35-65
T030502	54-622	29x2.25	60	60	Black	KD	Wire	760	35-65
T030503	54-622	29x2.25	68/60	60	Black	ND	Aramid	665	35-65

#### TLR - TUBELESS READY

PATTERN // A-808TR

T010315	52-559	26x2.10	68/60	60	Black	RSD <sup>+</sup>	Aramid	650	35-65
T010325	52-559	26x2.10	68/60	120	Black	RSD <sup>+</sup>	Aramid	605	35-65
T010324	52-559	26x2.10	68/60	120	Black	N/A	Aramid	515	35-65



**TERRAIN STYLES**



**FEATURES**

- + Diamond triangle central tread pattern for fast riding on hard-pack.
- + Sub tread with micro-knurling adds texture and grip for soft sand and dirt.
- + Aggressive side lugs maintains traction around corners.
- + Dual Compound
- + Two types of Protection Nylon Defense and K-Rubber Defense
- + **All sizes are available for Tubeless ready.**

**SPECS/CONFIGURATIONS**

PATTERN // A-810

PART No.	ETRTO	SIZE	DUROMETER	TPI	COLOR	PROTECTION	BEAD	WEIGHT (gr)	PSI
T010402	51-559	<b>26x1.90</b>	68	60	Black	KD	Wire	640	35-65
T010403	51-559	<b>26x1.90</b>	68/60	60	Black	ND	Aramid	545	35-65
T010405	53-559	<b>26x2.1</b>	68	60	Black	KD	Wire	700	35-65
T010406	53-559	<b>26x2.1</b>	68/60	60	Black	ND	Aramid	605	35-65
T010408	40-622	<b>700x38C</b>	68	60	Black	KD	Wire	600	50-75
T010409	40-622	<b>700x38C</b>	68/60	60	Black	ND	Aramid	510	50-75

# ALL MOUNTAIN FREE RIDE DOWN HILL

2023/24

BICYCLE TIRE CATALOG



MOUNT  
BONA



MOUNT  
CAMERON



MOUNT  
CRONOS



MOUNT  
DURHAM



MOUNT  
BALDY



**TERRAIN STYLES**



**FEATURES**

- + Small ramp knobs with open tread design.
- + Asymmetrical center knobs designed for optimal traction.
- + Large shoulder knobs for improved cornering and performance.
- + 650B / 27.5 sizes with puncture protection sizes.
- + **All sizes are available for Tubeless ready.**

**SPECS/CONFIGURATIONS**

PATTERN // A-803

PART No.	ETRTO	SIZE	DUROMETER	TPI	COLOR	PROTECTION	BEAD	WEIGHT (gr)	PSI
T020102	50-559	26x2.0	68	60	Black	KD	Wire	680	35-65
T020103	50-559	26x2.0	68/60	60	Black	ND	Aramid	595	35-65
T020105	52-559	26x2.10	68	60	Black	KD	Wire	725	35-65
T020106	52-559	26x2.10	68/60	60	Black	ND	Aramid	635	35-65
T020113	52-559	26x2.10	68/60	120	Black	ND*	Aramid	610	35-65
T030102	54-559	26x2.25	60	60	Black	KD	Wire	725	35-65
T030103	54-559	26x2.25	68/60	60	Black	ND	Aramid	635	35-65
T020111	52-584	27.5x2.10	68	60	Black	KD	Wire	750	35-65
T020112	52-584	27.5x2.10	68/60	60	Black	ND	Aramid	655	35-65
T020114	52-584	27.5x2.10	68/60	120	Black	ND*	Aramid	635	35-65
T030108	54-584	27.5x2.25	68	60	Black	KD	Wire	625	35-65
T030109	54-584	27.5x2.25	68/60	60	Black	ND	Aramid	585	35-65
T020108	52-622	29x2.10	68	60	Black	KD	Wire	800	35-65
T020109	52-622	29x2.10	68/60	60	Black	ND	Aramid	695	35-65
T020115	52-622	29x2.10	68/60	120	Black	ND*	Aramid	675	35-65
T030105	58-622	29x2.35	60	60	Black	KD	Wire	825	35-65
T030106	58-622	29x2.35	68/60	60	Black	ND	Aramid	750	35-65
T020116	58-622	29x2.35	68/60	60	Black	RSD*	Aramid	795	35-65

**TLR - TUBELESS READY**

PATTERN // A-803

T020117	52-584	27.5x2.10	68/60	60	Black	RSD*	Aramid	595	35-65
T020118	52-584	27.5x2.10	68/60	120	Black	N/A	Aramid	565	35-65
T020119	52-622	29x2.10	68/60	60	Black	RSD*	Aramid	780	35-65
T020120	52-622	29x2.10	68/60	120	Black	N/A	Aramid	605	35-65



#### TERRAIN STYLES



#### FEATURES

- + X Factor with Large Tread Blocks for plenty of traction and acceleration
- + Angled side treads for cornering, sheds dirt and debris.
- + Excellent rear tire.
- + 650B / 27.5x2.10 TLR with Reinforced Sidewall Defense Plus protection
- + 26", 650B/27.5", 29" sizes with Reinforced Sidewall Defense Plus protection
- + **All sizes are available for Tubeless ready.**

#### SPECS/CONFIGURATIONS

PATTERN // A-806

PART No.	ETRTO	SIZE	DUROMETER	TPI	COLOR	PROTECTION	BEAD	WEIGHT (gr)	PSI
T020402	52-559	26x2.10	68	60	Black	KD	Wire	690	35-65
T020403	52-559	26x2.10	68/60	60	Black	ND	Aramid	600	35-65
T030402	58-559	26x2.30	60	60	Black	KD	Wire	725	35-65
T030403	58-559	26x2.30	60	60	Black	ND	Aramid	640	35-65
T030412	58-559	26x2.30	68/60	60	Black	RSD+	Aramid	685	35-65
T030409	58-584	27.5x2.30	60	60	Black	KD	Wire	760	35-65
T030410	58-584	27.5x2.30	60	60	Black	ND	Aramid	670	35-65
T030413	58-584	27.5x2.30	68/60	60	Black	RSD+	Aramid	735	35-65
T030406	54-622	29x2.25	60	60	Black	KD	Wire	800	35-65
T030407	54-622	29x2.25	68/60	60	Black	ND	Aramid	695	35-65
T030414	54-622	29x2.25	68/60	60	Black	RSD+	Aramid	715	35-65

#### TLR - TUBELESS READY

PATTERN // A-806TR

T020404	52-559	26x2.10	68/60	60	Black	RSD+	Aramid	660	35-65
T020406	52-559	26x2.10	68/60	120	Black	RSD+	Aramid	620	35-65
T020408	52-559	26x2.10	68/60	120	Black	N/A	Aramid	535	35-65
T020405	52-584	27.5x2.10	68/60	60	Black	RSD+	Aramid	730	35-65
T020407	52-584	27.5x2.10	68/60	120	Black	RSD+	Aramid	700	35-65
T020409	52-584	27.5x2.10	68/60	120	Black	N/A	Aramid	610	35-65



### TERRAIN STYLES

HARD PACK



MEDIUM



LOOSE OVER HARD



LOOSE



MUD



WET



### FEATURES

- + Large knobs with aggressive tread improves acceleration and traction.
- + Center knobs are ramped to reduce rolling resistance, side knobs are angled for better cornering.
- + Triple Compound with Reinforced Sidewall Defense Plus protection.
- + **All sizes are available for Tubeless ready.**

### SPECS/CONFIGURATIONS

PATTERN // A-813

PART No.	ETRTO	SIZE	DUROMETER	TPI	COLOR	PROTECTION	BEAD	WEIGHT (gr)	PSI
T030602	58-559	26x2.30	68	60	Black	KD	Wire	710	25-50
T030603	58-559	26x2.30	68/60	60	Black	ND	Aramid	640	25-50
T030604	58-559	26x2.30	C <sup>3</sup> -DH	60	Black	RSD <sup>+</sup>	Aramid	750	25-50
T030606	60-584	27.5x2.35	68	60	Black	KD	Wire	810	25-50
T030607	60-584	27.5x2.35	68/60	60	Black	ND	Aramid	745	25-50
T030608	60-584	27.5x2.35	C <sup>3</sup> -DH	60	Black	RSD <sup>+</sup>	Aramid	810	25-50
T030610	60-622	29x2.35	68	60	Black	KD	Wire	950	25-50
T030611	60-622	29x2.35	68/60	60	Black	ND	Aramid	860	25-50
T030612	60-622	29x2.35	C <sup>3</sup> -DH	60	Black	RSD <sup>+</sup>	Aramid	945	25-50

### TLR - TUBELESS READY

PATTERN // A-813

T030613	58-559	26X2.30	68/60	60	Black	RSD <sup>+</sup>	Aramid	785	25-50
T030614	58-559	26X2.30	68/60	120	Black	N/A	Aramid	585	25-50
T030615	60-584	27.5X2.35	68/60	60	Black	RSD <sup>+</sup>	Aramid	830	25-50
T030616	60-584	27.5X2.35	68/60	120	Black	N/A	Aramid	655	25-50
T030617	60-622	29X2.35	68/60	60	Black	RSD <sup>+</sup>	Aramid	965	25-50
T030618	60-622	29X2.35	68/60	120	Black	N/A	Aramid	760	25-50



### TERRAIN STYLES



### FEATURES

- + Medium size ramp central knobs that are tightly spaced for low rolling resistance.
- + Reinforced rib between tread blocks adds strength to carcass.
- + Large side knobs for cornering grip.
- + Two types of Protection Nylon Defense and K-Rubber Defense
- + **All sizes are available for Tubeless ready.**

### SPECS/CONFIGURATIONS

PATTERN // A-807

PART No.	ETRTO	SIZE	DUROMETER	TPI	COLOR	PROTECTION	BEAD	WEIGHT (gr)	PSI
T020302	52-559	26x2.10	68	60	Black	KD	Wire	695	35-65
T020303	52-559	26x2.10	68/60	60	Black	ND	Aramid	605	35-65
T030302	58-559	26x2.30	60	60	Black	KD	Wire	725	35-65
T030303	58-559	26x2.30	60	60	Black	ND	Aramid	635	35-65





### TERRAIN STYLES

HARD PACK



MEDIUM



LOOSE OVER HARD



LOOSE



MUD



WET



### FEATURES

- + Large wedge shaped knobs run down middle of tire for exceptional traction.
- + Shorter split side knob with pocket for added side grip.
- + Aggressive shoulder knobs for cornering.
- + TLR - Tube Less Ready for 29er
- + TRIPLE COMPOUND
- + RB<sup>2</sup> +B specifically designed for freeride and downhill
- + **All sizes are available for Tubeless ready.**

### SPECS/CONFIGURATIONS

PATTERN // A-802

PART No.	ETRTO	SIZE	DUROMETER	TPI	COLOR	PROTECTION	BEAD	WEIGHT (gr)	PSI
T020202	52-559	26x2.10	68	60	Black	KD	Wire	740	35-65
T020203	52-559	26x2.10	68/60	60	Black	ND	Aramid	620	35-65
T030202	58-559	26x2.35	60	60	Black	KD	Wire	740	35-65
T030203	58-559	26x2.35	60	60	Black	ND	Aramid	650	35-65
T030212	58-559	26x2.35	C <sup>1</sup> -DH	60	Black	ND <sup>+</sup>	Aramid	695	35-65
T030213	58-559	26x2.35	C <sup>1</sup> -DH	120	Black	ND <sup>+</sup>	Aramid	625	35-65
T040101	60-559	26x2.50	60	60	Black	N/A	Wire	700	35-65
T040102	60-559	26x2.50	60	60	Black	RB <sup>2</sup> +B	Wire	980	35-65
T040106	60-559	26x2.50	C <sup>1</sup> DH	120	Black	RB <sup>2</sup> +B	Aramid	880	35-65
T020205	52-584	27.5X2.10	68	60	Black	KD	Wire	780	35-65
T020206	52-584	27.5X2.10	68/60	60	Black	ND	Aramid	690	35-65
T030209	58-584	27.5X2.35	60	60	Black	KD	Wire	780	35-65
T030210	58-584	27.5X2.35	60	60	Black	ND	Aramid	690	35-65
T030214	58-584	27.5X2.35	60	60	Black	RSD <sup>+</sup>	Aramid	735	35-65
T030215	58-584	27.5X2.35	C <sup>1</sup> DH	120	Black	ND <sup>+</sup>	Aramid	660	35-65
T030206	54-622	29x2.25	60	60	Black	KD	Wire	775	35-65
T030207	54-622	29x2.25	68/60	60	Black	ND	Aramid	675	35-65
T030216	54-622	29x2.25	C <sup>1</sup> DH	120	Black	ND <sup>+</sup>	Aramid	640	35-65

### TLR - TUBELESS READY

PATTERN // A-802TR

T020207	52-622	29x2.10	68/60	60	Black	RSD <sup>+</sup>	Aramid	725	35-65
T030217	52-622	29x2.10	68/60	120	Black	RSD <sup>+</sup>	Aramid	675	35-65
T030218	52-622	29x2.10	68/60	120	Black	N/A	Aramid	575	35-65

# FAT/PLUS/STUDDED



2023/24

BICYCLE TIRE CATALOG

## MOUNT BALDY PLUS

27.5"



### TERRAIN STYLES

HARD PACK



MEDIUM



LOOSE OVER HARD



LOOSE



MUD



WET



### FEATURES

- + Large wedge shaped knobs run down middle of tire for exceptional traction.
- + Shorter split side knob with pocket for added side grip
- + Aggressive shoulder knobs for cornering
- + TLR- Tubeless Ready for 27.5 Plus

### SPECS/CONFIGURATIONS

PATTERN // A-817

PART No.	ETRTO	SIZE	DUROMETER	TPI	COLOR	PROTECTION	BEAD	WEIGHT (gr)	PSI
T110102	71-584	27.5x2.8	68/60	60	Black	N/A	Wire	925	MAX35
T110103	71-584	27.5x2.8	68/60	60	Black	N/A	Aramid	875	MAX35

### TLR -TUBELESS READY

PATTERN // A-817

T110204	71-584	27.5x2.8	68/60	120	Black	N/A	Aramid	830	MAX35
---------	--------	----------	-------	-----	-------	-----	--------	-----	-------



**TERRAIN STYLES**



**FEATURES**

- + Inverted continuous center tread is formed using dimpled diamond design with narrow grooves separating blocks, decreasing rolling resistance for a smooth ride over hard surfaces.
- + Diamond pattern is reoriented toward the shoulder with large knobs that progressively become larger and more aggressive as they wrap around sidewall.
- + Larger knobs produce better grip and traction when riding thru gravel, dirt, and snow.
- + This tire is designed to be light and fast for Urban Fat Bikes.

**SPECS/CONFIGURATIONS**

PATTERN // A-816

PART No.	ETRTO	SIZE	DUROMETER	TPI	COLOR	PROTECTION	BEAD	WEIGHT (gr)	PSI
<b>NEW</b> TBA	88-406	<b>20x3.50</b>	68	60	Black	N/A	Wire	TBA	MAX20
<b>NEW</b> TBA	88-406	<b>20x3.50</b>	68/60	60	Black	N/A	Aramid	TBA	MAX20
<b>NEW</b> TBA	88-406	<b>20x3.50</b>	68/60	120	Black	N/A	Aramid	TBA	MAX20
<b>NEW</b> TBA	88-559	<b>26x3.50</b>	68	60	Black	N/A	Wire	TBA	MAX20
<b>NEW</b> TBA	88-559	<b>26x3.50</b>	68/60	60	Black	N/A	Aramid	TBA	MAX20
<b>NEW</b> TBA	88-559	<b>26x3.50</b>	68/60	120	Black	N/A	Aramid	TBA	MAX20
T090202	100-559	<b>26x4.0</b>	68	60	Black	N/A	Wire	1440	MAX20
T090203	100-559	<b>26x4.0</b>	68/60	60	Black	N/A	Aramid	1355	MAX20
T090204	100-559	<b>26x4.0</b>	68/60	120	Black	N/A	Aramid	1200	MAX20



TERRAIN STYLES



**FEATURES**

- + Symmetrical large knobs designed for strong visuals and comfortable riding.
- + Reinforced rib between knobs adds strength to tread and penetrate gravel and mud for smooth riding.
- + Larger spacing between and connected grooves improved drainage performance.
- + The extended shoulder knobs for better cornering and performance.

**SPECS/CONFIGURATIONS**

PATTERN // A-820

PART No.	ETRTO	SIZE	DUROMETER	TPI	COLOR	PROTECTION	BEAD	WEIGHT (gr)	PSI
TBA	100-406	20x4.0	68	60	Black	N/A	Wire	TBA	15-30
TBA	100-406	20x4.0	68/60	60	Black	N/A	Aramid	TBA	15-30
TBA	100-406	20x4.0	68/60	120	Black	N/A	Aramid	TBA	15-30
TBA	124-406	20x5.0	68	60	Black	N/A	Wire	TBA	MAX20
TBA	124-406	20x5.0	68/60	60	Black	N/A	Aramid	TBA	MAX20
TBA	124-406	20x5.0	68/60	120	Black	N/A	Aramid	TBA	MAX20



**TERRAIN STYLES**



**FEATURES**

- + Directional "V" design to penetrate soft terrain and reduce rolling resistance.
- + The transverse groove on knobs not only for light weight but also increase the grip on sand, snow and rough terrain.
- + Triangle pattern design provides great stability and cornering.

**SPECS/CONFIGURATIONS**

PATTERN // A-818

PART No.	ETRTO	SIZE	DUROMETER	TPI	COLOR	PROTECTION	BEAD	WEIGHT (gr)	PSI
TBA	115-584	27.5x4.50	68	60	Black	N/A	Wire	TBA	MAX20
TBA	115-584	27.5x4.50	68/60	60	Black	N/A	Aramid	TBA	MAX20
TBA	115-584	27.5x4.50	68/60	120	Black	N/A	Aramid	TBA	MAX20



**TERRAIN STYLES**



**FEATURES**

- + Three rows of longitudinal tread lugs, arranged in a directional "V" design to maximize traction on ice and in snow and soft terrain.
- + The triangle arrangement of the studs makes the tire stable and maximizes traction for confident riding in all conditions.
- + TLR-Tubeless Ready version is available.
- + 26X4.0 : 152 spikes ; 29X2.8: 220 spikes.

**SPECS/CONFIGURATIONS**

PATTERN // H-5202

PART No.	ETRTO	SIZE	DUROMETER	TPI	COLOR	PROTECTION	BEAD	WEIGHT (gr)	PSI
T090305	100-559	<b>26x4.0</b>	68	60	Black	N/A	Wire	1584	MAX20
T090303-1	100-559	<b>26x4.0</b>	68/60	60	Black	N/A	Aramid	1499	MAX20
T110205	71-622	<b>29X2.8</b>	68	60	Black	N/A	Wire	1126	MAX35
T110203	71-622	<b>29X2.8</b>	68/60	60	Black	N/A	Aramid	1071	MAX35

**TLR -TUBELESS READY**

PATTERN // H-5202

T090304-1	100-599	<b>26x4.0</b>	68/60	120	Black	N/A	Aramid	1404	MAX20
T110204-1	71-622	<b>29X2.8</b>	68/60	120	Black	N/A	Aramid	1021	MAX35



**TERRAIN STYLES**



**FEATURES**

- + An aggressive tread on a super-wide carcass makes this a “go-anywhere” Fatty.
- + Star pattern in the middle and large inclined angle provides superb traction with low rolling resistance.
- + 45 degree arranged star pattern on the shoulder limits horizontal slip and makes cornering more stable
- + Horizontal blocks ensure an excellent braking, minimizing slip in sand, grass or snow
- + TLR-Tubeless Ready version is available

**SPECS/CONFIGURATIONS**

PATTERN // H-5176

PART No.	ETRTO	SIZE	DUROMETER	TPI	COLOR	PROTECTION	BEAD	WEIGHT (gr)	PSI
T090102	100-559	<b>26x4.0</b>	68/60	60	Black	N/A	Wire	1390	MAX20
T090103	100-559	<b>26x4.0</b>	68/60	120	Black	N/A	Aramid	1150	MAX20
T090108	120-599	<b>26x4.9</b>	68/60	60	Black	N/A	Wire	1510	MAX20
T090107	120-559	<b>26x4.9</b>	68/60	120	Black	N/A	Aramid	1275	MAX20
T110302	76-584	<b>27.5x3.0</b>	68/60	60	Black	N/A	Wire	845	MAX35
T110303	76-584	<b>27.5x3.0</b>	68/60	120	Black	N/A	Aramid	700	MAX35
T110305	76-622	<b>29x3.0</b>	68/60	60	Black	N/A	Wire	860	MAX35
T110306	76-622	<b>29x3.0</b>	68/60	120	Black	N/A	Aramid	725	MAX35

# ROAD





**RIDING STYLE**



**FEATURES**

- + Smooth tread design for high performance.
- + Hard compound in central tread creates ultra low rolling resistance.
- + Softer side compound for cornering grip.
- + 120 TPI Light Weight 205 gram folding tire with Nylon Defense Plus puncture protection.
- + C<sup>2</sup> ULTRA rubber compound for competition use.

**SPECS/CONFIGURATIONS**

PATTERN // A-903

PART No.	ETRTO	SIZE	DUROMETER	TPI	COLOR	PROTECTION	BEAD	WEIGHT (gr)	PSI
T050302	23-622	700x23C	68/60	60	Black	ND	Aramid	230	100-120
T050311	23-622	700x23C	C <sup>2</sup> -ULTRA	120	Black	ND*	Aramid	205	100-120
T050304	23-622	700x23C	68/62	60	Black/Grey	ND	Aramid	230	100-120
T050306	23-622	700x23C	68/62	60	Black/Red	ND	Aramid	230	100-120
T050308	23-622	700x23C	68/62	60	Black/Blue	ND	Aramid	230	100-120
T050310	25-622	700x25C	68/60	60	Black	ND	Aramid	250	100-120
T050314	25-622	700x25C	C <sup>2</sup> -ULTRA	120	Black	ND*	Aramid	215	100-120



**RIDING STYLE**



**FEATURES**

- + Smooth inverted tread design with wing sub tread for cornering and wet weather traction.
- + Optimal handling and stability for all road conditions.
- + Available with Kevlar Defense for excellent puncture resistance.
- + C<sup>2</sup> PRO for low rolling resistance and long mileage.

**SPECS/CONFIGURATIONS**

PATTERN // A-901

PART No.	ETRTO	SIZE	DUROMETER	TPI	COLOR	PROTECTION	BEAD	WEIGHT (gr)	PSI
T050102	23-622	700x23C	66	60	Black	ND	Aramid	265	100-120
T050125	23-622	700x23C	C <sup>2</sup> -PRO	120	Black	K3	Aramid	230	100-120
T050104	23-622	700x23C	62	60	Grey	ND	Aramid	255	100-120
T050106	23-622	700x23C	62	60	Red	ND	Aramid	255	100-120
T050108	23-622	700x23C	62	60	Blue	ND	Aramid	255	100-120
T050110	25-622	700x25C	66	60	Black	ND	Aramid	275	90-110
T050126	25-622	700x25C	C <sup>2</sup> -PRO	120	Black	K3	Aramid	275	90-110
T050112	28-622	700x28C	66	60	Black	ND	Aramid	295	80-100
T050130	28-622	700x28C	C <sup>2</sup> -PRO	120	Black	K3	Aramid	285	80-110
T050128	32-622	700x32C	68	60	Black	ND	Aramid	375	50-85
T050129	32-622	700x32C	C <sup>2</sup> -PRO	120	Black	K3	Aramid	365	50-85



**RIDING STYLE**

RACING



SPORT



TRAINING



URBAN / TOURING



**FEATURES**

- + Directional "arrow" tread design.
- + Knurled shoulder tread for added cornering traction.
- + Inverted tread for wet weather grip and low rolling resistance.
- + 700x23c Rapide with RB<sup>2</sup> PRO for best puncture resistance
- + C<sup>2</sup> PRO for low rolling resistance and high mileage

**SPECS/CONFIGURATIONS**

PATTERN // A-902

PART No.	ETRTO	SIZE	DUROMETER	TPI	COLOR	PROTECTION	BEAD	WEIGHT (gr)	PSI
T050202	23-622	700x23C	66	60	Black	ND	Aramid	280	100-120
T050225	23-622	700x23C	C <sup>2</sup> -PRO	60	Black	RB <sup>2</sup> PRO	Aramid	300	100-120
T050204	23-622	700x23C	62/65	60	Black/Grey	ND	Aramid	280	100-120
T050206	23-622	700x23C	62/65	60	Black/Red	ND	Aramid	280	100-120
T050208	23-622	700x23C	62/65	60	Black/Blue	ND	Aramid	280	100-120
T050210	25-622	700x25C	66	60	Black	ND	Aramid	290	90-110
T050226	25-622	700x25C	C <sup>2</sup> -PRO	60	Black	RB <sup>2</sup> PRO	Aramid	310	90-110
T050212	28-622	700x28C	66	60	Black	ND	Aramid	310	80-100
T050232	28-622	700x28C	C <sup>2</sup> -PRO	60	Black	RB <sup>2</sup> PRO	Aramid	390	80-100
T050230	32-622	700x32C	68	60	Black	ND	Aramid	375	50-85
T050231	32-622	700x32C	C <sup>2</sup> -PRO	60	Black	RB <sup>2</sup> PRO	Aramid	455	50-85

# CITY / TREKKING

2023/24

BICYCLE TIRE CATALOG





## RIDING STYLE



20" 26" 27"

## FEATURES

### XLR8 TOURING

- + XLR8 Touring Version.
- + V shaped tread design for precise grip and high speed acceleration.
- + Available with reflective sidewall for added safety when riding at night.
- + Available with K-Rubber Defense and P-Rubber Defense.

### XLR8 SENTINEL

- + XLR8 SENTINEL Version.
- + Available with P-Rubber Defense and more protection level for your High performance to against cuts and abrasions
- + All with Reflective sidewall for riding safety

## SPECS/CONFIGURATIONS

### XLR8 TOURING

PATTERN // A-705

PART No.	ETRTO	SIZE	DUROMETER	TPI	COLOR	PROTECTION	BEAD	WEIGHT (gr)	PSI
T070513	25-622	700x25C	68	60	Black	KD;Reflective Stripe	Wire	395	90-110
T070514	28-622	700x28C	68	60	Black	KD;Reflective Stripe	Wire	430	80-100
T070515	32-622	700x32C	68	60	Black	KD;Reflective Stripe	Wire	545	50-85
T070506	37-622	700x35C	68	60	Black	KD	Wire	550	50-75
T070507	37-622	700x35C	68	60	Black	KD;Reflective Stripe	Wire	555	50-75
T070508	37-622	700x35C	68	60	Black	PD	Wire	735	50-75
T070502	40-622	700x38C	68	60	Black	KD	Wire	635	50-75
T070503	40-622	700x38C	68	60	Black	KD;Reflective Stripe	Wire	640	50-75
T070504	40-622	700x38C	68	60	Black	PD	Wire	810	50-75

### XLR8 SENTINEL

T070516	52-622	700x25C	68a	60	Black	PD;Reflective Stripe	Wire	580	90-110
T070517	28-622	700x28C	68a	60	Black	PD, RB2; Reflective Stripe	Wire	730	80-100
T070518	32-622	700x32C	68a	60	Black	PD, RB2; Reflective Stripe	Wire	860	50-85
T070511	37-622	700x35C	68a	60	Black	PD, RSD; Reflective Stripe	Wire	780	50-75
T070512	40-622	700x38C	68a	60	Black	PD, RSD; Reflective Stripe	Wire	850	50-75
T070519	44-406	20x1.75	68a	60	Black	PD, RSD+; Reflective Stripe	Wire	620	85-110
T070520	28-559	26x1 3/8	68a	60	Black	PD, RSD+; Reflective Stripe	Wire	770	50-75
T070521	44-559	26x1.75	68a	60	Black	PD, RSD+; Reflective Stripe	Wire	860	50-75
<b>NEW</b> TBA	37-630	27x1 3/8	68a	60	Black	PD, RSD+; Reflective Stripe	Wire	TBA	50-75
T070522	55-584	27.5x2.20	68a	60	Black	PD, RSD+; Reflective Stripe	Wire	1060	35-65



RIDING STYLE



FEATURES

- + Inverted smooth tread makes for a fast handling city tire.
- + Cross ribbing over center crown increases traction.
- + Oval pattern with drainage canal to clear out water and debris.
- + Half Round shoulder tread with dots aids in cornering.

SPECS/CONFIGURATIONS

PATTERN // A-605

PART No.	ETRTO	SIZE	DUROMETER	TPI	COLOR	PROTECTION	BEAD	WEIGHT (gr)	PSI
T070402	40-622	700x38C	68	60	Black	KD	Wire	610	50-75
T070403	40-622	700x38C	68	60	Black	KD, Reflective Stripe	Wire	620	50-75
T070404	40-622	700x38C	68	60	Black	PD	Wire	735	50-75
T070406	47-559	26x1.75	68	60	Black	KD	Wire	630	50-75
T070407	47-559	26x1.75	68	60	Black	KD, Reflective Stripe	Wire	640	50-75
T070408	47-559	26x1.75	68	60	Black	ND	Aramid	545	50-75
T070410	52-559	26x2.00	68	60	Black	KD	Wire	655	50-75
T070411	52-559	26x2.00	68	60	Black	KD, Reflective Stripe	Wire	675	50-75
T070412	52-559	26x2.00	68	60	Black	ND	Aramid	590	50-75
T070414	40-584	27.5x1.50	68	60	Black	KD	Wire	550	50-75
T070415	40-584	27.5x1.50	68	60	Black	KD, Reflective Stripe	Wire	550	50-75
T070416	40-584	27.5x1.50	68	60	Black	ND	Aramid	455	50-75



### RIDING STYLE

RACING



SPORT



TRAINING



URBAN / TOURING



### FEATURES

- + Inverted tread with arrow design.
- + Smooth top tread with deep channel to drain water away from center thus improving traction.
- + Wrap tread design on sidewall for added grip around turns – cornering traction.
- + Available with Kevlar Defense for excellent protection.

### SPECS/CONFIGURATIONS

PATTERN // A-601

PART No.	ETRTO	SIZE	DUROMETER	TPI	COLOR	PROTECTION	BEAD	WEIGHT (gr)	PSI
T070118	40-559	26x1.60	68	60	Black	KD	Wire	550	35-65
T070119	40-559	26x1.60	68	60	Black	KD, Reflective Stripe	Wire	560	35-65
T070120	40-559	26x1.60	68	60	Black	ND	Aramid	455	35-65
T070102	32-622	700x32C	68	60	Black	KD	Wire	505	50-75
T070103	32-622	700x32C	68	60	Black	KD, Reflective Stripe	Wire	520	50-75
T070104	32-622	700x32C	68	60	Black	PD	Wire	635	50-75
T070106	37-622	700x35C	68	60	Black	KD	Wire	590	50-75
T070107	37-622	700x35C	68	60	Black	KD, Reflective Stripe	Wire	600	50-75
T070108	37-622	700x35C	68	60	Black	PD	Wire	730	50-75
T070121	37-622	700x35C	68	60	Black	K3	Wire	555	50-75
T070110	40-622	700x38C	68	60	Black	KD	Wire	615	50-75
T070111	40-622	700x38C	68	60	Black	KD, Reflective Stripe	Wire	625	50-75
T070112	40-622	700x38C	68	60	Black	PD	Wire	755	50-75
T070122	40-622	700x38C	68	60	Black	K3	Wire	580	50-75
T070114	42-622	700x40C	68	60	Black	KD	Wire	650	50-75
T070115	42-622	700x40C	68	60	Black	KD, Reflective Stripe	Wire	660	50-75
T070116	42-622	700x40C	68	60	Black	PD	Wire	800	50-75
T070129	47-622	700x45C	68	60	Black	KD	Wire	690	50-75
T070130	47-622	700x45C	68	60	Black	KD, Reflective Stripe	Wire	695	50-75
T070131	47-622	700x45C	68	60	Black	PD	Wire	895	50-75



### RIDING STYLE



### FEATURES

- + Inverted smooth central tread.
- + Deep channel grooves to clear water and debris.
- + Shoulder tread with textured grip designed to handle turns.
- + Versatile tread design can take you from dirt roads to city streets.
- + Available with reflective sidewall for added safety when riding at night.
- + Available with Kevlar Defense for excellent puncture resistance.

### SPECS/CONFIGURATIONS

PATTERN // A-602

PART No.	ETRTO	SIZE	DUROMETER	TPI	COLOR	PROTECTION	BEAD	WEIGHT (gr)	PSI
T070202	32-622	700x32C	68	60	Black	KD	Wire	500	50-75
T070203	32-622	700x32C	68	60	Black	KD, Reflective Stripe	Wire	510	50-75
T070204	32-622	700x32C	68	60	Black	PD	Wire	635	50-75
T070206	37-622	700x35C	68	60	Black	KD	Wire	570	50-75
T070207	37-622	700x35C	68	60	Black	KD, Reflective Stripe	Wire	580	50-75
T070208	37-622	700x35C	68	60	Black	PD	Wire	720	50-75
T070221	37-622	700x35C	68	60	Black	K3	Wire	555	50-75
T070210	40-622	700x38C	68	60	Black	KD	Wire	615	50-75
T070211	40-622	700x38C	68	60	Black	KD, Reflective Stripe	Wire	680	50-75
T070212	40-622	700x38C	68	60	Black	PD	Wire	870	50-75
T070222	40-622	700x38C	68	60	Black	K3	Wire	555	50-75
T070214	42-622	700x40C	68	60	Black	KD	Wire	620	50-75
T070215	42-622	700x40C	68	60	Black	KD, Reflective Stripe	Wire	630	50-75
T070216	42-622	700x40C	68	60	Black	PD	Wire	750	50-75
T070218	44-559	26x1.75	68	60	Black	KD	Wire	630	35-65
T070219	44-559	26x1.75	68	60	Black	KD, Reflective Stripe	Wire	640	35-65
T070223	44-559	26x1.75	68	60	Black	K3	Aramid	600	35-65
T070220	44-559	26x1.75	68	60	Black	ND	Aramid	545	35-65
T070225	44-584	27.5x1.75	68	60	Black	KD	Wire	655	50-75
T070226	44-584	27.5x1.75	68	60	Black	KD, Reflective Stripe	Wire	655	50-75
T070227	44-584	27.5x1.75	68	60	Black	ND	Aramid	570	50-75



RIDING STYLE



**FEATURES**

- + Smooth central tread for a fast paced ride.
- + Outer edge has grooved design on shoulder for stability and traction around corners.
- + Available with Nylon Defense, K-Rubber Defense or P-Rubber Defense for added puncture resistance.

**SPECS/CONFIGURATIONS**

PATTERN // A-603

PART No.	ETRTO	SIZE	DUROMETER	TPI	COLOR	PROTECTION	BEAD	WEIGHT (gr)	PSI
T070302	40-622	700x38C	68	60	Black	KD	Wire	625	50-75
T070303	40-622	700x38C	68	60	Black	KD, Reflective Stripe	Wire	635	50-75
T070304	40-622	700x38C	68	60	Black	PD	Wire	750	50-75
T070306	38-559	26x1.50	68	60	Black	KD	Wire	465	50-75
T070307	38-559	26x1.50	68	60	Black	KD, Reflective Stripe	Wire	475	50-75
T070308	38-559	26x1.50	68	60	Black	ND	Aramid	400	50-75
T070310	50-559	26x2.00	68	60	Black	KD	Wire	670	50-75
T070311	50-559	26x2.00	68	60	Black	KD, Reflective Stripe	Wire	675	50-75
T070312	50-559	26x2.00	68	60	Black	ND	Aramid	590	50-75

# GRAVEL/CYCLOCROSS

2023/24

BICYCLE TIRE CATALOG



## GRAVEL PLUS 40 / GRAVEL TIRES

700C



### RIDING STYLE

MEDIUM



LOOSE



MUD



WET



### FEATURES

- + Closely spaced lugs offer continuous traction for high speed rolling.
- + Open tread design on shoulder allows mud and debris to clean out.
- + This tire can handle all conditions-mud, dirt, gravel to the asphalt.
- + TLR= Tubeless Ready with Reinforced Sidewall Defense Plus protection.

### SPECS/CONFIGURATIONS

PATTERN // A-501TR

PART No.	ETRTO	SIZE	DUROMETER	TPI	COLOR	PROTECTION	BEAD	WEIGHT (gr)	PSI
T060202	42-622	700x40C	68/60	60	Black	ND	Aramid	505	50-75
T060203	42-622	700x40C	68/60	120	Black	ND*	Aramid	475	50-75

### TLR-TUBELESS READY

PATTERN // A-501TR

T060204	42-622	700x40C	68/60	120	Black	N/A	Aramid	445	50-75
T060205	42-622	700x40C	68/60	120	Black	RSD*	Aramid	535	50-75

# GRAVEL PLUS 38 / GRAVEL TIRES

700<sup>c</sup>



## RIDING STYLE



## FEATURES

- + Directional arrow tread design for less rolling resistance and great traction.
- + Continuous tread in center makes smooth riding and helps to vent water and debris.
- + Interlaced side knobs provide stable cornering.
- + Additional lug on shoulder strengthens cornering knobs and provides improved grip when cornering on loose gravel or mud.

## SPECS/CONFIGURATIONS

PATTERN // A-606

PART No.	ETRTO	SIZE	DUROMETER	TPI	COLOR	PROTECTION	BEAD	WEIGHT (gr)	PSI
T060302	40-622	700x38C	68/60	60	Black	ND	Aramid	485	50-75
T060303	40-622	700x38C	68/60	120	Black	ND	Aramid	455	50-75

## TLR-TUBELESS READY

PATTERN // A-606TR

T060304	40-622	700x38C	68/60	120	Black	N/A	Aramid	425	50-75
T060305	40-622	700x38C	68/60	120	Black	RSD <sup>+</sup>	Aramid	515	50-75

# DUALACTION / CYCLO CROSS

700<sup>c</sup>



## TERRAIN STYLES



## FEATURES

- + Closely spaced lugs offer continuous traction.
- + Open tread design on shoulder discharges mud and debris.
- + DUALACTION lives up to its name by working in any terrain
- + This tire can handle all conditions- mud, dirt, gravel, to the asphalt.

## SPECS/CONFIGURATIONS

PATTERN // A-501

PART No.	ETRTO	SIZE	DUROMETER	TPI	COLOR	PROTECTION	BEAD	WEIGHT (gr)	PSI
T060101	33-622	700x33C	68	30	Black	KD	Wire	425	50-85
T060102	33-622	700x33C	68/60	60	Black	ND	Aramid	350	50-85

# BMX





RIDING STYLE



FEATURES

- + V shaped tread pattern custom design for precise grip and high speed acceleration.
- + Available in Light weight version with Aramid folding bead.
- + Race ready and designed to win at the track.
- + Available with 120 tpi casing.
- + Available with RB<sup>2</sup> for additional protection on tread and around sidewalls.

SPECS/CONFIGURATIONS

PATTERN // A-705

PART No.	ETRTO	SIZE	DUROMETER	TPI	COLOR	PROTECTION	BEAD	WEIGHT (gr)	PSI
T080403	28-451	20x1 1/8	68/62	60	Black	N/A	Wire	320	85-110
T080401	37-451	20x1 3/8	68/62	60	Black	N/A	Wire	385	85-110
<b>NEW</b> TBA	40-451	20x1 1/2	68/62	60	Black	N/A	Wire	TBA	TBA
T080405	38-406	20x1.50	68/62	60	Black	N/A	Wire	395	85-110
T080406	38-406	20x1.50	68/62	60	Black	N/A	Aramid	355	85-110
T080417	38-406	20x1.50	68/62	120	Black	RB <sup>2</sup>	Aramid	360	85-110
T080402	44-406	20x1.75	68/62	60	Black	N/A	Wire	430	85-110
T080404	44-406	20x1.75	68/62	60	Black	N/A	Aramid	395	85-110
T080418	44-406	20x1.75	68/62	120	Black	RB <sup>2</sup>	Aramid	450	85-110
T080407	49-406	20x1.95	68/62	60	Black	N/A	Wire	465	85-110
T080408	49-406	20x1.95	68/62	60	Black	N/A	Aramid	430	85-110
T080419	49-406	20x1.95	68/62	120	Black	RB <sup>2</sup>	Aramid	495	85-110
T080409	56-406	20x2.20	68/62	60	Black	N/A	Wire	490	85-110
T080410	56-406	20x2.20	68/62	60	Black	N/A	Aramid	455	85-110
<b>NEW</b> TBA	58-406	20x2.30	68/62	60	Black	N/A	Wire	TBA	TBA
T080411	44-507	24x1.75	68/62	60	Black	N/A	Wire	535	85-110
T080420	28-540	24x1 1/8	68/62	60	Black	N/A	Wire	355	60-85
T080421	28-540	24x1 1/8	68/62	60	Black	N/A	Aramid	305	60-85
T080422	28-540	24x1 1/8	68/62	120	Black	RB <sup>2</sup>	Aramid	335	60-85



### RIDING STYLE



### FEATURES

- \* Chevron tread designed for low rolling resistance.
- \* Full wrap shoulder tread for doing tricks.

### SPECS/CONFIGURATIONS

PATTERN // A-703

PART No.	ETRTO	SIZE	DUROMETER	TPI	COLOR	PROTECTION	BEAD	WEIGHT (gr)	PSI
T080301	<b>48-406</b>	20x1.90	68	60	Black	N/A	Wire	510	85-110
T080302	<b>53-406</b>	20x2.10	68	60	Black	N/A	Wire	530	85-110
T080303	<b>57-406</b>	20x2.25	68	60	Black	N/A	Wire	560	85-110



### RIDING STYLE



### FEATURES

- + Superb traction with symmetrical "A-Team" pattern design for positive grip.
- + Lateral side knobs with grooves provide a wrap design that works great on street or track.

### SPECS/CONFIGURATIONS

PATTERN // A-701

PART No.	ETRTO	SIZE	DUROMETER	TPI	COLOR	PROTECTION	BEAD	WEIGHT (gr)	PSI
T080101	48-406	20x1.85	68	60	Black	N/A	Wire	470	85-110
T080104	48-406	20x1.85	68	60	Black	N/A	Aramid	445	85-110
T080102	52-406	20x2.00	68	60	Black	N/A	Wire	525	85-110
T080105	52-406	20x2.00	68	60	Black	N/A	Aramid	500	85-110
T080103	57-406	20x2.25	68	60	Black	N/A	Wire	545	85-110
T080106	57-406	20x2.25	68	60	Black	N/A	Aramid	520	85-110

RIDING STYLE



FEATURES

- + Large center knobs off-set with reinforcing rib strengthens lugs to deliver improved straight line traction.
- + Side lugs on shoulder offer stability and traction on corners.

SPECS/CONFIGURATIONS


PATTERN // A-702

PART No.	ETRTO	SIZE	DUROMETER	TPI	COLOR	PROTECTION	BEAD	WEIGHT (gr)	PSI
T080201	52-406	20x2.00	68	60	Black	N/A	Wire	515	85-110
T080202	56-406	20x2.20	68	60	Black	N/A	Wire	530	85-110

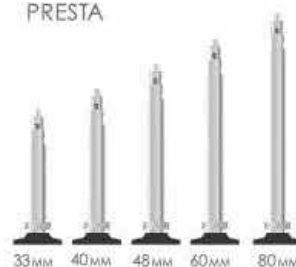




SCHRADER



PRESTA



## STANDARD TUBES

PART No.	SIZE	MM SIZE	THICKNESS	VALVE	WEIGHT
U010101	12x1.50/2.2	32/57-203	0.9mm	Schrader	74
U010201	14x1.50/2.2	32/57-254	0.9mm	Schrader	97
U010301	16x1.50/2.2	32/57-305	0.9mm	Schrader	112
U010501	20x1 1/8-1 3/8	28/37-451	0.9mm	Presta	121
U010502	20x1.50/2.2	32/57-406/420	0.9mm	Schrader	145
U010503	20x1.50/2.2	32/57-406/420	0.9mm	Presta	143
U010504	20x1.25/1.75	34/44-406	0.9mm	Schrader	95
U010702	24x1 3/8	37-540	0.9mm	Schrader	150
U010701	24x1.50/2.2	32/57-507/520	0.9mm	Schrader	170
U010801	26x1 3/8	37-590	0.9mm	Schrader	159
U010818	26x1.0/1.25	25/32-559	0.9mm	Schrader	124
U010802	26x1.0/1.25	25/32-559	0.9mm	Presta	124
U010803	26x1.25/1.75	28/47-559	0.9mm	Schrader	159
U010804	26x1.25/1.75	28/47-559	0.9mm	Presta	157
U010805	26x1.50/2.2	32/57-559	0.9mm	Schrader	186
U010806	26x1.50/2.2	32/57-559	0.9mm	Presta	184
U010807	26x1.50/2.2	32/57-559	0.9mm	Presta 48	186
U010808	26x2.2/2.5	54/64-559	0.9mm	Schrader	218
U010809	26x2.2/2.5	54/64-559	0.9mm	Presta	216
U011005	700x18/25C	18/25-622/630	0.9mm	Presta	95
U011006	700x18/25C	18/25-622/630	0.9mm	Presta 48	96
U011007	700x18/25C	18/25-622/630	0.9mm	Presta 60	97
U011014	700x18/25C	18/25-622/630	0.9mm	Presta 80	103
U011003	700x25/38C	25/38-622/630	0.9mm	Schrader	141
U011004	700x25/38C	25/38-622/630	0.9mm	Presta	139
U011015	700x25/38C	25/38-622/630	0.9mm	Presta 48	141
U011013	700x25/38C	25/38-622/630	0.9mm	Presta 60	142
U011001	700x35/50C	35/50-622/630	0.9mm	Schrader	162
U011002	700x35/50C	35/50-622/630	0.9mm	Presta	160
U011021	700x35/50C	35/50-622/630	0.9mm	Presta 48	160
U011023	700x35/50C	35/50-622/630	0.9mm	Presta 60	160
U011101	27.5x1.75/2.35	47/60-584	0.9mm	Schrader	200
U011102	27.5x1.75/2.35	47/60-584	0.9mm	Presta	198
U011103	27.5x1.75/2.35	47/60-584	0.9mm	Presta 48	197
U011104	27.5x1.75/2.35	47/60-584	0.9mm	Presta 60	198
U010901	29x1.75/2.35	47/60-622/630	0.9mm	Schrader	212
U010902	29x1.75/2.35	47/60-622/630	0.9mm	Presta	210
U010903	29x1.75/2.35	47/60-622/630	0.9mm	Presta 48	235


## FAT TUBES

PART No.	SIZE	MM SIZE	THICKNESS	VALVE	WEIGHT
U010509	20x4.0/4.9	100/120-406	0.9mm	Schrader	406
U010703	24x4.0/4.9	100/120-507	0.9mm	Schrader	486
U010812	26x4.0/4.9	100/120-559	0.9mm	Schrader	522
U010813	26x4.0/4.9	100/120-559	0.9mm	Presta	520
U010814	26x4.0/4.9	100/120-559	0.9mm	Presta 48	522
U011106	27.5x 2.5/3.0	62/76-584	0.9mm	Presta	299
U011107	27.5x 2.5/3.0	62/76-584	0.9mm	Presta 48	301
U010905	29x 2.5/3.0	62/76-622/630	0.9mm	Presta	360
U010906	29x 2.5/3.0	62/76-622/630	0.9mm	Presta 48	362



## SUPERLITE TUBES

PART No.	SIZE	MM SIZE	THICKNESS	VALVE	WEIGHT
U020801	26x1.75/2.2	47/57-559	0.65mm	Schrader	136
U020802	26x1.75/2.2	47/57-559	0.65mm	Presta	134
U020803	26x1.75/2.2	47/57-559	0.65mm	Presta 48	142
U021101	27.5x1.75/2.35	47/60-584	0.65mm	Presta 48	159
U021001	700x18/25C	18/25-622/630	0.65mm	Presta	69
U021002	700x18/25C	18/25-622/630	0.65mm	Presta 48	70
U021003	700x18/25C	18/25-622/630	0.65mm	Presta 60	71
U021004	700x18/25C	18/25-622/630	0.65mm	Presta 80	76
U020901	29x1.75/2.35	47/60-622/630	0.65mm	Presta 48	173



## SELF SEALING TUBES

PART No.	SIZE	MM SIZE	THICKNESS	VALVE	WEIGHT
U030301	16x1.50/2.2	32/57-305	0.9mm	Schrader	214
U030501	20x1.50/2.2	32/57-406/420	0.9mm	Schrader	279
U030701	24x1.50/2.2	32/57-507/520	0.9mm	Schrader	307
U030801	26x1.75/2.2	47/57-559	0.9mm	Schrader	326
U030802	26x1.75/2.2	47/57-559	0.9mm	Presta40	325
U031101	27x1.75/2.35	47/60-584	0.9mm	Schrader	333
U031102	27x1.75/2.35	47/60-584	0.9mm	Presta40	332
U030901	29x1.75/2.35	47/60-622	0.9mm	Schrader	436
U030902	29x1.75/2.35	47/60-622	0.9mm	Presta40	435
U031001	700x38/45C	38/45-622	0.9mm	Schrader	298
U031002	700x38/45C	38/45-622	0.9mm	Presta40	297



## **UNITED STATES**

Arisun Industries  
5373 3rd Street  
Irwindale CA 91706  
626.596.0599  
info@arisuntire.net

## **CHINA**

Zhongce Rubber Group Co., Ltd.  
NO.2, 10th Avenue, Hangzhou  
Economic & Technological Development Area  
Hangzhou, China, 310018  
+86 571 86755936  
sales2wheels@zc-rubber.com

